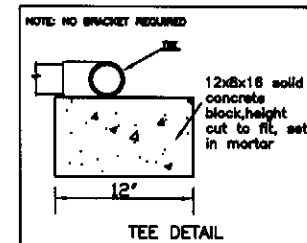
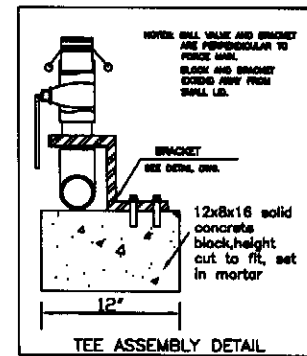
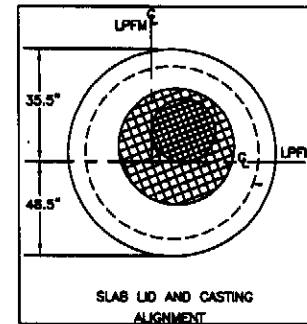


NOTE:  
Ball Valves and Tee Assemblies  
are vertical to LPFM but are  
shown horizontal for clarity.



THE  
METROPOLITAN SEWER DISTRICT  
OF  
GREATER CINCINNATI

**3" LOW PRESSURE FORCE MAIN  
LEFT TEE FLUSHING CHAMBER**