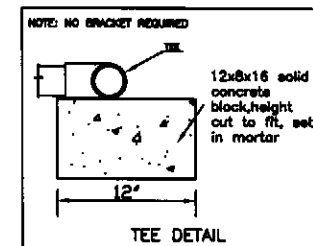
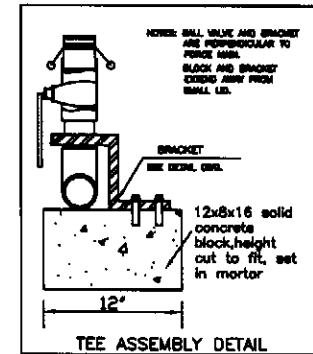
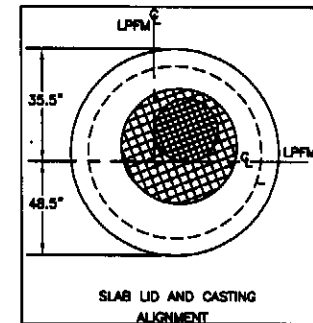


NOTE:  
BALL VALVE AND TEE  
ASSEMBLIES ARE  
VERTICAL TO LPPFM  
BUT ARE SHOWN  
HORIZONTAL FOR  
CLARITY



THE  
METROPOLITAN SEWER DISTRICT  
OF  
GREATER CINCINNATI

1" TO 2 1/2" LOW  
PRESSURE FORCE MAIN  
LEFT TEE FLUSHING CHAMBER